

A new blind loach, *Oreonectes elongatus* sp. nov. (Cypriniformes: Balitoridae) from Guangxi, China

Li Tang · Yahui Zhao · Chunguang Zhang

Received: 5 May 2011 / Accepted: 13 October 2011 / Published online: 4 November 2011
© Springer Science+Business Media B.V. 2011

Abstract A new loach, *Oreonectes elongatus* sp. nov. is described based on collections from Mulun Township, Huanjiang County, Guangxi in China. It is distinguished from its congeners by the combination of the following characters: most elongate body (body depth/SL 8.62–10.68%), blind, a forked caudal fin, obvious adipose dorsal crest and ventral crest; entire body naked and de-pigmented. Although the new species has a similar distribution with *O. macrolepis*, it can be distinguished by scales (absent in *O. elongatus* vs. present in *O. macrolepis*), shape of snout (elongate vs. round), the opposite position of the dorsal and pelvic fins origins (behind vs. front). The new species shares the same possession of dorsal and ventral crests, a forked caudal fin, eyeless, naked body and incomplete lateral line with *O. translucens*, but can be distinguished from the latter by caudal fin crest (more developed and translucent in *O. trans-*

lucens), longer anterior nostril tube and barbel, extreme of pectoral fin reaching 2/3 of the distance between origin of pectoral and pelvic fins, more vertebrae (4+38–39 vs. 4+32).

Keywords *Oreonectes elongatus* sp.nov. · Balitoridae · New species · Cavefish · China

Introduction

There are about a hundred hypogean fishes distributed in China, which is nearly one-third of all the described hypogean fish species in the world (Romero et al. 2009) with new species described each year. The genus *Oreonectes* is a distinct group in hypogean fishes with almost all species in this genus having cave-dwelling behavior. *Oreonectes* are small loaches distributed in South China and North Vietnam (Zhu 1989; Kottelat 2001; Du et al. 2008). The species of *Oreonectes* share the following characters: head depressed, anterior and posterior nostrils separated, anterior nostril in an elongate tube with a barbel at the end, and air bladder enclosed in a paired bony capsule (Zhu 1989). Günther first described the genus in 1868 with *O. platycephalus* as the type species found in Hong Kong, China. In 1981, the second species *O. anophthalmus* was described by Zheng (1981) based

L. Tang · Y. Zhao (✉) · C. Zhang (✉)
Key Laboratory of the Zoological Systematics and Evolution,
Institute of Zoology, Chinese Academy of Sciences,
1 Beichen West Road, Chaoyang District,
Beijing 100101, China
e-mail: zhaoyh@ioz.ac.cn
e-mail: fish@ioz.ac.cn

L. Tang
Graduate School, Chinese Academy of Sciences,
Yuquan Road, Shijingshan District, Beijing 100049, China

on some eyeless specimens collected from a cave in the Qifeng Mountain, Wuming County, Guangxi Zhuang Autonomous Region of China. Since then, several species have been discovered and reported intermittently, including: *O. furcocaudalis* Zhu and Cao 1987, *O. retrodorsalis* Lan et al. 1995, *O. translucens* Zhang et al. 2006, *O. microphthalmus* Du et al. 2008, *O. polystigmus* Du et al. 2008, *O. macrolepis* Huang et al. 2009, *O. luochengensis* Yang et al. 2011a, and *O. guanensis* Yang et al. 2011b. Among the ten species, *O. platycephalus* is the only one having a broad distribution including parts of Guangxi and Guangdong in China (Zhu 1989; Du et al. 2008; Huang et al. 2009) as well as Quang Ninh in North Vietnam (Kottelat 2001), and is often found in open streams. Interestingly, the rest species are all definitely cave dwellers and endemic to Guangxi with narrow distributions; they mainly occur in the Xijiang River, the largest tributary of the Pearl River in Southwest China (Günther 1868; Zhu 1989; Du et al. 2008).

In 2009, three specimens belonging to a blind *Oreonectes* species were collected from the underground waters of Mulun Township, Huanjiang County, Guangxi in China. The specimens showed several distinguishing characters compared to congeners, and subsequent examination enables us to recognize them as a new species.

Materials and methods

Type specimens of the new species, *Oreonectes translucens*, *O. microphthalmus* and *O. macrolepis* as well as the specimens of *O. furcocaudalis* used to compare in the paper belong to the collection of the Institute of Zoology, Chinese Academy of Sciences, Beijing (ASIZB) and Kunming Institute of Zoology, Chinese Academy of Sciences, Kunming (KIZ) (institutional abbreviation according to Leviton et al. 1985). All these specimens were preserved in 75% alcohol. Detailed information on the specimens is given in the “Comparative materials” below.

Counts and measurements were taken on the left side of the fish body as shown in Fig. 1. All measurements were taken point to point with digital calipers to 0.1 mm. Vertebrae were counted from radiographs which were made with a Kodak DXS-4000 X-ray unit.

Results

Oreonectes elongatus sp. nov. (Figs. 2 and 3)

Holotype ASIZB 189288, 78.2 mm standard length (SL), from Donglei Cave in Mulun Township, Huanjiang County, Guangxi Zhuang Autonomous Region, China, collected in November 2009 by Mr. Wei Longtao et al.

Paratypes ASIZB 189289, 78.1 mm SL, deposited in ASIZB. SCAU20100106, 76.4 mm SL, deposited in South China Agricultural University, collected in another cave—Shangzhaida Cave in Mulun township. Other data for the two paratypes are the same as for the holotype.

Diagnosis *Oreonectes elongatus* can be distinguished from its congeners by the combination of the following characters: the most elongate body (body depth/SL 8.62–10.68% vs. 11.70–16.55% of its congeners), eyeless, caudal fin forked, well-developed adipose crests on caudal peduncle; body naked and de-pigmented. The new species is similar to *O. translucens* by lacking eyes and having a forked caudal fin, but differs from the latter by the appearance of anterior nostril (long nostril tube and barbel of the anterior nostril, 18.6–26.3% HL) and caudal crests (adipose and not transparent) as well as more counts of vertebrae (4+38–39 vs. 4+32).

Description General body features are shown in Fig. 2. The meristic and morphometric data for type specimens of the new species are given in Table 1. Body very elongate and cylindrical, posterior portion slowly compressed from the end of the dorsal fin to the base of the caudal fin. Dorsal profile slightly convex from snout to dorsal fin insertion point, ventral profile nearly straight.

Head slightly depressed and flattened, width greater than depth, gradually narrow from opercle forward to the tip of the snout, Snout long and elongate, anterior edge obtuse. Eyes absent. Anterior and posterior nostrils are well separated with a short distance. Anterior nostril in a short tube, which extends into a relatively long barbel. Mouth inferior and curved. Upper and lower lips smooth, a marked median groove in the middle of the lower lip. Rostral and maxillary barbels very long, all extending over

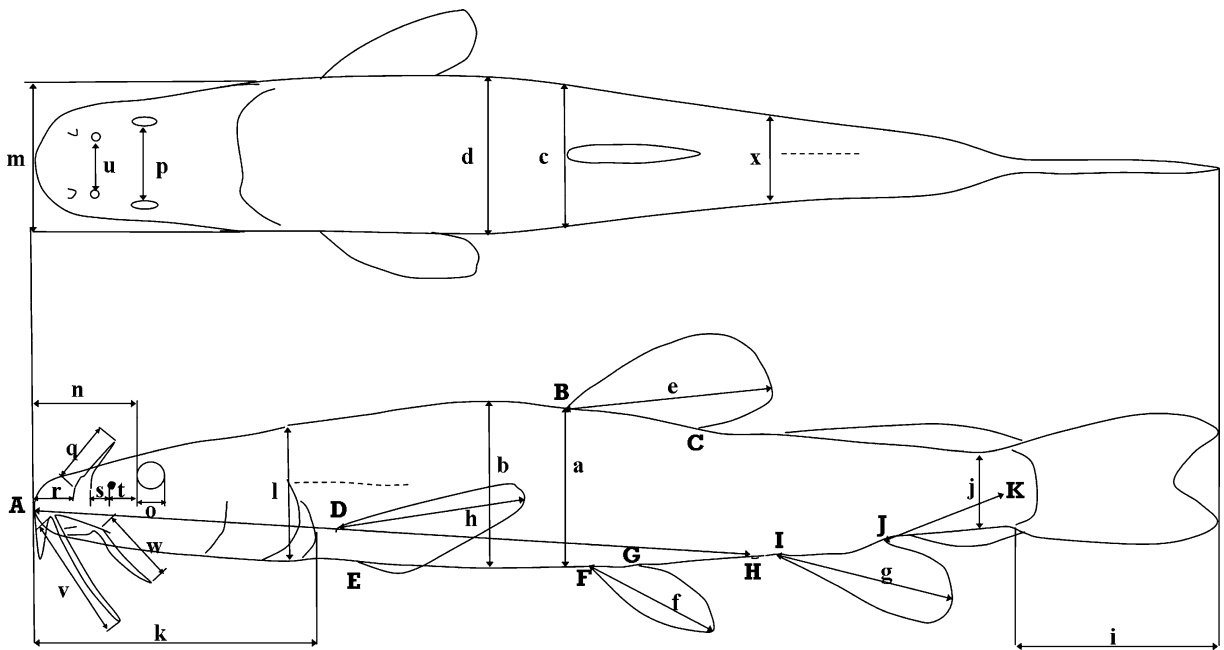


Fig. 1 Principal measurements taken on *Oreonectes* species. *Oreonectes furcocaudalis* is treated as a typical example. All measurements are taken on the left side of the fish specimens. Standard length (A–K), from the tip of the upper jaw to the position of the last half-centrum; body height at dorsal fin origin (a) and maximum body height (b); body width at dorsal fin origin (c) and at anus (x), maximum body width (d); predorsal length (A–B), prepelvic length (A–F), preanal length (A–I), prepectoral length (A–D), and pre-anus length (A–H), from the tip of the upper jaw to the insertion of the dorsal fin, pelvic fin, anal fin, pectoral fin and anus respectively; length of dorsal fin (e), length of pelvic fin (f), length of anal fin (g), length of pectoral fin (h), and length of caudal fin (i), from the insertion of each fin to the tip of the longest ray; length of dorsal-fin base (B–C), length of pelvic-fin base (F–G), length of anal-fin base (I–J), length of pectoral-fin base (D–E), from the anterior end to the posterior end of each fin base; length of caudal peduncle (J–K), from the posterior end of anal-fin base to last half-centrum; depth of caudal peduncle (j), the depth at the most slender point of caudal peduncle; head length (k),

from the tip of the upper jaw to the posterior margin of operculum; head height (l), from the point between head and body vertically to the ventral midline; head width (m), the width at the nape; length of snout (n), from the tip of the upper jaw to the anterior margin of the eyes; eye diameter (o), the diameter of the circumorbital series; interorbital width (p), the shortest distance between the orbits; length of the anterior nostril tube and barbel (q), from the base of the anterior nostril tube to the tip of the nostril barbel; preanterior nostril length (r), the distance between the tip of the upper jaw and the base of anterior nostrils; distance between anterior and posterior nostrils (s), the shortest length from the posterior margin of the anterior nostril to the anterior margin of the posterior nostril; distance between posterior nostril and eye (t), the shortest distance between the posterior margin of posterior nostril and the anterior margin of the eye; distance between posterior nostrils (u), the shortest distance between posterior nostrils; length of outer rostral barbel (v) and length of maxillary barbel (w), the longest length of outer rostral barbels and maxillary barbels

posterior nostrils, outer rostral barbels' length over 1/2 of head length (average $57.9 \pm 2.9\%$ HL).



Fig. 2 Lateral view of holotype of *Oreonectes elongatus* sp. nov. (ASIZB 189288, 78.2 mm SL)

Dorsal fin serrated along posterior edge, with the length nearly a full head length; dorsal-fin origin nearer to caudal-fin base than to snout tip, and posterior to pelvic-fin origin. Anal fin origin next to anus, tip nearly reaching middle of caudal peduncle. Pectoral fin long and narrow, greater than 1/2 the distance between origins of pectoral and pelvic fins. Pelvic fin relatively slender, extending slightly over anus. Caudal fin forked. Caudal peduncle long and compressed laterally,

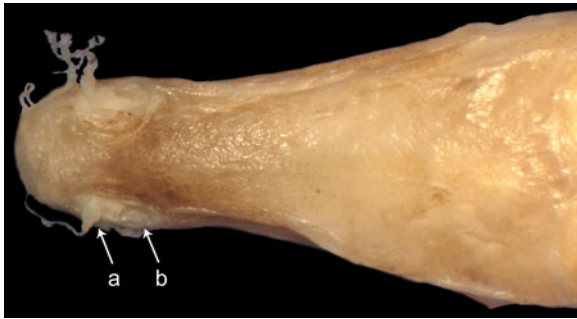


Fig. 3 Head (dorsal view) of holotype of *Oreonectes elongatus* sp. nov., showing anterior nostril with tube and barbel (a) and posterior nostril (b)

with adipose crests along both dorsal and ventral sides. Dorsal crest origin posterior to anal-fin insertion, ventral crest origin a short distance from the end of anal fin base; both crests connecting to caudal-fin rays. Body naked. Lateral line incomplete, with 4 pores behind opercle, connecting to the cephalic lateral-line system.

Coloration Overall body pale, yellowish without any special marks in alcohol, all fins including caudal crests pale.

Distribution The new species is only distributed in a few caves from Mulun Township, Huanjiang County, Guangxi Zhuang Autonomous Region, China (Fig. 4). The subterranean waters belong to Dahuangjiang River drainage, Pearl River system.

Etymology The species name derives from the Latin *elongatus* meaning elongated.

Discussion

Remarks

The first comprehensive review of *Oreonectes* was conducted by Du et al. (2008). In that paper, they described two new species and divided the genus into two species groups, i.e. *platycephalus* and *furcocalaudalis* groups, mainly based on caudal fin shape (rounded vs. forked), snout shape (round vs. elongate) as well as the appearance and development of the caudal crests. In 2009, Huang et al. described another species—*O. macrolepis* and sorted it to the

furcocalaudalis group. *Oreonectes elongatus* sp. nov. has a forked caudal fin, which indicates it belongs to the group *furcocalaudalis*. Besides the new species, there are another four valid species in the group: *O. furcocalaudalis*, *O. translucens*, *O. microphthalmus*, and *O. macrolepis*.

Oreonectes elongatus sp. nov. and *O. furcocalaudalis* have a forked caudal fin with crests on both sides of the caudal peduncle and an incomplete lateral line in common. Lacking eyes and scales, origin of dorsal fin slightly behind pelvic-fin base origin can distinguish the new species from *O. furcocalaudalis*.

Oreonectes elongatus sp. nov. and *O. microphthalmus* share the following common characters: a forked caudal fin, adipose crests present on both sides of the caudal peduncle, elongate snout, incomplete lateral line, body de-pigmented. However, *O. elongatus* can be distinguished from *O. microphthalmus* by eyes being absent (vs. vestigial with only black pigment in *O. microphthalmus*), the number of dorsal fin rays 8–9 (vs. 9–10), the number of anal fin rays 6 (vs. 7), body naked (vs. whole body covered with degenerated scales or naked), and dorsal fin origin behind the origin of anal fin (vs. front).

Oreonectes elongatus sp. nov. and *O. macrolepis* are both distributed in Huanjiang County, but in different townships. The two species have the following characteristics in common: a forked caudal fin, absent eyes, possessing dorsal and ventral crest, body skin with no markings or spots, lateral line incomplete. The new species differs from *O. macrolepis* by naked body (vs. scaled body), disappeared eye (vs. present but degenerated eye) and elongate snout (vs. round snout).

The closest known relative to the new species appears to be *Oreonectes translucens* (Fig. 5), for both of them possess caudal crests, a forked caudal fin, vestigial eyes, naked body and incomplete lateral line. Du et al. (2008) synonymized *O. translucens* with *Triplophysa longibarbus* without checking the type specimens. *O. translucens* has a clear short distance between anterior and posterior nostrils, and well-developed nostril tubes (Zhang et al. 2006), which apparently should not belong to *Triplophysa*. Therefore, *O. translucens* is still a valid species. The new species can be distinguished from *O. translucens* by having adipose caudal crests (vs. transparent and well-developed crests), slender anterior nostril tube with long barbel (18.6–26.3% HL) (vs. short nostril

Table 1 Comparison of meristic and morphometric characters among *Oreonectes elongatus* sp.nov., *O. translucens*, *O. furcocaudalis*, *O. microphthalmus*, *O. macrolepis*

Character	<i>Oreonectes elongatus</i> sp.nov.			<i>O. translucens</i>			<i>O. furcocaudalis</i>			<i>O. microphthalmus</i>			<i>O. macrolepis</i>		
	Range	Mean ± SD		Range	Mean ± SD		Range	Mean ± SD		Range	Mean ± SD		Range	Mean ± SD	
No. of specimen	Holotype 3			3 (type specimens)	13		10 (type specimens)			10 (type specimens)			13 (type specimens)		
Dorsal fin rays	iii, 8			iii, 8	8 (one specimen 7)		iii, 9–10			iii, 9–10			iii, 9–10		
Anal fin rays	ii, 7			iii, 6	5(once specimen 6)		ii, 6			ii, 6			ii, 6–7		
Pectoral fin rays	i, 10			i, 11	i, 11–12(most 12)		i, 10–11			i, 10–11			i, 10–11		
Pelvic fin rays	i, 6			i, 6	i, 7		i, 7			i, 7			i, 6–7		
Caudal fin rays	14			14	14		14			14			14		
Vertebrae	4+38			4+32	4+35–37										
Standard Length (mm)	78.2	76.4–78.2	77.6±1.0	25.0–45.0	33.0±10.6	27.7–42.2	32.4±4.2	31.0–48.7	36.4±5.8	36.7–64.1	46.7±8.7				
Percent (%) of standard length															
Body height	10.5	8.6–10.7	9.9±1.1	12.1–14.2	13.0±1.1	10.0–13.4	11.7±1.1	8.7–13.6	10.8±1.9	8.2–18.7	12.4±3.4				
Maximum body height	10.5	8.9–11.0	10.1±1.1	13.6–15.0	14.4±0.7	12.0–13.9	12.7±0.6	8.9–13.6	11.4±1.7	10.1–20.4	13.4±3.4				
Body width(at dorsal fin origin)	6.2	3.7–6.2	4.9±1.2	5.1–7.2	6.0±1.1	5.0–7.8	6.1±0.8	4.5–8.2	6.5±1.2	6.0–10.6	7.7±1.7				
Maximum body width	8.9	7.6–8.9	8.3±0.7	8.7–12.9	10.5±2.2	9.9–13.1	11.7±1.0	9.6–12.5	11.3±0.9	10.3–15.3	12.4±1.6				
Body width(at anus)	5.3	2.8–5.3	4.1±1.3	3.7–4.6	4.1±0.4	3.4–5.9	4.3±0.9	3.0–5.7	4.4±0.9	3.6–5.9	4.7±0.9				
Predorsal length	55.6	53.8–58.0	55.8±2.1	52.8–54.8	54.0±1.1	52.0–58.2	55.3±2.0	52.6–56.8	54.9±1.2	53.6–58.9	56.5±1.6				
Length of dorsal fin	19.6	19.6–21.4	20.5±0.9	20.6–22.6	21.6±1.0	18.1–21.1	20.0±0.8	19.6–21.7	20.4±0.9	19.6–24.0	20.9±1.1				
Length of dorsal fin base	13.6	11.9–13.6	12.9±0.9	12.0–14.6	13.0±1.4	9.7–14.1	12.3±1.2	12.7–15.4	14.5±0.7	12.4–16.1	14.0±1.3				
Prepelvic Length	54.3	51.6–57.0	54.3±2.7	51.5–55.9	53.4±2.2	54.4–60.4	57.2±1.8	55.6–58.8	57.1±1.1	0.0–74.7	54.1±17.2				
Length of pelvic fin	15	15.0–16.6	15.6±0.9	15.8–17.9	16.7±1.1	12.0–15.9	14.7±1.1	13.4–16.3	14.9±0.8	0.0–16.9	14.3±4.4				
Length of pelvic fin base	1.9	1.9–2.7	2.2±0.4	2.1–3.4	2.6±0.7	1.9–3.1	2.4±0.4	2.0–3.2	2.7±0.4	0.0–4.2	2.3±0.9				
Pre-anus length	69.7	68.1–71.1	69.6±1.5	64.2–70.8	67.4±3.3	69.5–75.6	73.4±1.8	72.3–76.0	74.1±1.1	74.0–77.0	75.2±0.8				
Prealanal length	73.6	73.6–75.3	74.5±0.9	69.1–74.5	71.2±2.9	74.0–78.7	77.0±1.4	75.4–80.3	78.5±1.3	78.4–81.1	79.5±0.8				
Length of anal fin	17.6	16.2–18.7	17.5±1.3	17.8–19.6	18.7±0.9	15.8–19.7	17.3±1.4	14.3–17.6	15.9±0.9	13.8–16.8	15.5±0.9				
Length of anal fin base	9.5	8.2–9.5	9.0±0.7	8.1–11.0	10.0±1.6	7.1–11.5	8.8±1.3	7.0–10.3	8.5±1.1	6.6–8.3	7.6±0.5				
Prepectoral length	23	22.6–24.8	23.5±1.1	28.1–31.9	29.4±2.2	23.7–29.8	27.4±1.6	27.0–30.5	29.3±1.1	25.4–30.0	27.2±1.5				
Length of pectoral fin	19.3	18.8–21.3	19.8±1.4	22.2–23.3	22.6±0.6	16.8–21.6	19.6±1.6	14.2–19.5	16.5±1.7	15.0–22.5	19.4±2.1				
Length of pectoral fin base	2.1	1.5–2.1	1.8±0.3	3.0–3.6	3.2±0.3	1.9–4.2	2.7±0.6	2.1–3.4	2.9±0.4	2.2–3.7	2.8±0.5				
Length of caudal fin	20.3	19.6–21.4	20.5±0.9	21.8–24.6	23.6±1.6	20.0–25.0	22.3±2.0	17.2–22.7	17.0±0.9	18.1–25.4	21.4±1.9				
Length of caudal peduncle	17.3	15.9–17.3	16.7±0.7	17.3–18.9	18.2±0.8	12.7–16.5	14.9±1.0	11.5–15.5	13.6±1.3	12.0–16.1	14.0±1.2				
Depth of caudal peduncle	5.1	3.1–5.4	4.6±1.2	5.4–7.0	6.2±0.8	5.2–8.9	6.5±1.0	5.3–6.5	5.9±0.5	4.9–7.5	6.0±0.8				

Table 1 (continued)

Character	<i>Oreonectes elongatus</i> sp.nov.		<i>O. translucens</i>		<i>O. furcicaudalis</i>		<i>O. microphthalmus</i>		<i>O. macrolepis</i>	
	Range	Mean ± SD	Range	Mean ± SD	Range	Mean ± SD	Range	Mean ± SD	Range	Mean ± SD
Head length	20.2–22.8	21.9±1.4	27.8–32.3	29.3±2.6	22.4–30.2	27.0±2.1	26.5–29.1	28.1±0.8	24.7–27.6	26.1±0.9
Percent (%) of head length										
Head height(at nape)	34.9–37.0	36.2±1.1	34.8–39.0	36.8±2.1	30.0–48.9	38.0±4.4	34.1–38.5	36.6±1.4	34.9–47.3	40.4±4.1
Head width	38.3–45.0	41.8±3.3	36.4–43.4	39.1±3.8	41.1–56.7	47.2±4.6	41.5–47.7	43.9±2.1	44.7–61.8	50.9±5.4
Length of snout	–	–	–	–	34.4–44.3	38.0±3.2	35.6–42.2	38.7±1.7	37.9–47.9	41.9±2.5
Length of outer rostral barbel	55	57.0±2.9	16.3–39.2	31.4±13.1	36.9–62.5	46.4±6.2	0.0–35.4	23.0±10.3	27.6–48.9	39.0±5.5
Length of maxillary barbel	38.7	42.5±3.4	22.6–40.9	28.1±4.8	27.0–59.9	38.2±8.5	12.3–28.9	18.8±4.9	0.0–36.2	27.3±9.1
Eye diameter	–	–	–	–	6.7–16.0	10.1±2.3	2.7–5.2	4.0±0.7	1.4–5.2	3.4±1.1
Interorbital width	–	–	–	–	19.9–38.0	28.1±4.8	18.9–25.8	22.4±2.1	25.1–34.4	29.9±2.8
Length of anterior nostril tube and barbel	26.3	21.9±3.9	7.6–9.4	8.8±1.0	12.1–20.8	16.4±2.6	2.8–7.2	5.9±1.4	10.7–19.3	14.3±2.7
Preanterior nostril length	10.8	10.9±0.9	7.2–9.3	7.9±0.6	11.2–18.9	14.3±2.3	11.0–16.8	13.3±1.7	12.7–20.0	16.0±2.3
Distance between anterior and posterior nostrils	3.5	3.3±0.4	2.4–2.9	2.6±0.2	3.5–8.2	5.7±1.2	2.8–4.2	3.4±0.4	2.5–4.7	3.5±0.7
Distance between posterior nostril and eye	–	–	–	–	4.6–12.6	9.9±2.2	14.4–17.1	15.6±0.9	13.6–20.1	16.9±2.0
Distance between posterior nostrils	12.3	14.7±2.8	19.7–24.0	22.3±2.3	23.4–39.3	26.65	20.3–25.6	22.7±1.5	20.7–31.4	25.6±3.2



Fig. 4 Distribution of *Oreonectes elongatus* sp. nov. and relative *furcocaudalis* species (★ *O. elongatus* sp. nov., ● *O. furcocaudalis*, ▲ *O. translucens*, ■ *O. microphthalmus*, ◆ *O. macrolepis*)

tube with valve-like barbel, 7.6–9.4% HL), pectoral fins end about 2/3 between the origin of pectoral fin and pelvic fin (vs. extended to the origin of pelvic fin) as well as vertebrae 4+38–39 (vs. 4+32). They are also different in head length (20.2–22.8% vs. 27.8–32.3% of SL) and outer rostral-barbel length (55.0–60.3% vs. 16.3–39.2% of HL).

Key to the species of *furcocaudalis* group of *Oreonectes*

- 1. Eyes normal.....*O. furcocaudalis*
 Eyes vestigial.....2
- 2. Eyes vestigial, only with black pigment on location of the eyes; whole body covered with scales except the abdomen.....3
 Totally eyeless, whole body naked.....4
- 3. Snout round.....*O. macrolepis*
 Snout elongate.....*O. microphthalmus*
- 4. Long anterior nostril tube and barbel, caudal crests adipose and less than half of the caudal peduncle depth.....*O. elongatus* sp. nov.
 Relatively short anterior nostril with valve-like barbel, caudal crests transparent and developed over 1/2 of the caudal peduncle depth.....*O. translucens*

Material examined

Oreonectes translucens (3 specimens, all type specimens) ASIZB 94785 (holotype), 45.0 mm SL; ASIZB 94786, 29.0 mm SL; ASIZB 94787, 25.0 mm SL. All three specimens are from Xia’ao Town, Du’an County, Guangxi Zhuang Autonomous Region, China in Nov. 1999.

Oreonectes macrolepis (13 specimens, all type specimens), KIZ 2008008131 (holotype), 55.0 mm SL; KIZ2008008130, 64.1 mm SL; KIZ 2008008294, 61.8 mm SL; KIZ 2008008295, 44.9 mm SL; KIZ 2008008296, 41.9 mm SL; KIZ 2008008297, 45.9 mm SL; KIZ 2008008298, 44.6 mm SL; KIZ 2008008299, 39.5 mm SL; KIZ 2008008300, 47.4 mm SL; KIZ 2008008301, 40.1 mm SL; KIZ 2008008132, 48.4 mm SL; KIZ 2008008133, 36.7 mm SL; KIZ 2008008134, 37.6 mm SL. All specimens are from Dacai township, Huanjiang County, Guangxi, China in June 2008.

Oreonectes microphthalmus (10 specimens, all type specimens), KIZ 2004009395 (holotype), 39.1 mm SL; KIZ 2004009394, 33.7 mm SL; KIZ 2004009396, 35.9 mm SL; KIZ 2004009397, 48.7 mm SL; KIZ 2004009398, 31.0 mm SL; KIZ 2004009399, 32.4 mm SL; KIZ 2003007094, 37.6 mm SL; KIZ 2003007095, 42.7 mm SL; KIZ 2003007096, 31.4 mm SL; KIZ 2003007097, 31.2 mm SL. All specimens checked here are from Luocheng County in Guangxi.




Fig. 5 (a) Lateral view and (b) nostrils of holotype of *Oreonectes translucens*. B-a, anterior nostril, B-b, posterior nostril

Oreonectes furcocaudalis (13 specimens), ASIZB 74107, 42.2 mm SL; ASIZB 74108, 38.5 mm SL; ASIZB 74109, 32.9 mm SL; ASIZB 74110, 32.2 mm SL; ASIZB 74111, 34.2 mm SL; ASIZB 74112, 33.6 mm SL; ASIZB 74113, 31.1 mm SL; ASIZB 74114, 29.1 mm SL; ASIZB 74115, 28.0 mm SL; ASIZB 74116, 27.7 mm SL; ASIZB 70341, 28.4 mm SL; ASIZB 70342, 32.7 mm SL; ASIZB 70343, 30.2 mm SL; ASIZB 74107–74116 from Rongshui County in Guangxi (the same locality as the type specimens of *O. furcocaudalis*), the other three specimens ASIZB 70341–70343 are from Du'an County in Guangxi.

Acknowledgments We would like to thank Tian Mingyi working in South China Research Center of Insect Diversity, South China Agricultural University, Guangzhou, China for kindly providing fish specimens used in the study. We also give many thanks to Jared B. Lee in University of Georgia for kindly polishing our manuscript in language. This study was run mainly by a grant (NSFC-31071884) from the National Science Foundation of China, and supported by grants (2008BAC39B06 and O529YX5105) from the National Key Technologies Research and Development Program and the Key Laboratory of the Zoological Systematics and Evolution of the Chinese Academy of Sciences as well.

References

- Du LN, Chen XY, Yang JX (2008) A review of the Nemacheilinae genus *Oreonectes* Günther with descriptions of two new species (Teleostei: Balitoridae). *Zootaxa* 1729:23–36
- Günther A (1868) Catalogue of the fishes in the British Museum, vol 7. Trustees Press, London
- Huang AM, Du LN, Chen XY, Yang JX (2009) *Oreonectes macrolepis*, a new Nemacheiline loach of genus *Oreonectes* (Balitoridae) from Guangxi, China. *Zool Res* 30(4):445–448
- Kottelat M (2001) Freshwater fishes of northern Vietnam. A preliminary check-list of the fishes known or expected to occur in northern Vietnam with comments on systematics and nomenclature. Environment and Social Development Unit, East Asia and Pacific Region, The World Bank, Washington, p 46
- Lan JH, Yang JX, Chen YR (1995) Two new species of the subfamily Nemacheilinae from Guangxi, China (Cypriniformes: Cobitidae). *Acta Zootaxon Sinica* 20:366–372 (in Chinese)
- Leviton AE, Gibbes RH, Heal E, Dawson CE (1985) Standards in herpetology and ichthyology: part I. Standard symbolic codes for institutional resource collections in herpetology and ichthyology. *Copeia* 1985:802–832
- Romero A, Zhao YH, Zhang CG (2009) The hypogean fishes of China. *Environ Biol Fish* 86:211–278
- Yang J, Wu TJ, Wei RF, Yang JX (2011a) A new loach, *Oreonectes luochengensis* sp.nov. (Cypriniformes: Balitoridae) from Guangxi, China. *Zool Res* 32(2):208–211
- Yang Q, Wei ML, Lan JH, Yang Q (2011b) A new species of the genus *Oreonectes* (Balitoridae) from Guangxi, China. *J Guangxi Normal University Nat Sci Ed* 29(1):72–75
- Zhang ZL, Zhao YH, Zhang CG (2006) A new blind loach, *Oreonectes translucens* (Teleostei: Cypriniformes: Nemacheilinae), from Guangxi, China. *Zool Stud* 45(4):611–615
- Zheng BS (1981) Freshwater fishes of Guangxi Province. Guangxi People's Publishers, Nanning (in Chinese)
- Zhu SQ (1989) The loaches of the subfamily Nemacheilinae in China (Cypriniformes: Cobitidae). Jiangsu Science and Technology Publishing House, Nanjing, pp 22–26 (in Chinese)
- Zhu SQ, Cao WX (1987) The Nemacheiline fishes from Guangdong and Guangxi with descriptions of a new genus and three new species (Cypriniformes: Cobitidae). *Acta Zootaxon Sinica* 12:321–331